



A Member of  MMC Group

Analysts Briefing

26 May 2025



energy & utilities

Gas Malaysia Berhad

Gas Malaysia Berhad, its subsidiaries and related joint-ventures (“Gas Malaysia” or “the Group”) confirms that reasonable care has been taken in ensuring the accuracy and correctness of information contained in this presentation.

This presentation is not intended to form the basis of any decision with respect to Gas Malaysia Berhad. Gas Malaysia makes no representation or warranty, whether expressed or implied, as to the accuracy or completeness of the facts presented. Gas Malaysia disclaims responsibility from any liability arising from the reliance on the contents of this presentation.

This presentation may contain “forward-looking statements”. Forward-looking statements involve inherent risks and uncertainties and other factors that are in many cases beyond the Company’s control. Although Gas Malaysia believes that the expectations of its Management as reflected by such forward-looking statements are reasonable based on current information, no assurance can be given that such expectations will prove to have been correct. Should one or more of these risks and uncertainties materialise, actual results may vary materially from those anticipated or projected. Accordingly, you are cautioned not to place undue reliance on such forward-looking statements. In any event, these statements speak only as of their dates and Gas Malaysia undertakes no obligation to update or revise any of them, whether as a result of new information, future events or otherwise.

This presentation and its contents are strictly confidential and must not be copied, reproduced, distributed, summarised, disclosed, referred or passed in any form to others at any time without the prior consent of Gas Malaysia Berhad.

Key Highlights



Infrastructure



Pipeline completed:
1Q 2025: **31.04 km**

Major pipeline constructed :
Lipat Kajang: 6.7km,
Pasir Gudang: 3.6km,
Tangkak: 3.3km,
Pegoh: 2.05km,

Total pipeline commissioned:
FY2025 – **2,972 km**
FY2024 – **2,946 km**



Customer & Volume



Industrial Customer : 995

Vol. Addition:

New: **7 (0.4M GJ)**

Expansion: **1 (0.3M GJ)**

Regained: **4 (6.3M GJ)**

Vol.Reduction:

Cease Operation: **63 (1.0M GJ)**

Terminated: **2 (0.2M GJ)**

Lost: **29 (3.1M GJ)**

Total Volume: 38.8M GJ



Operational Excellence



SAIDI :

YTD March 2025 – **0.0042**
minute/customer

YTD March 2024 – **0.0000**
minute/customer

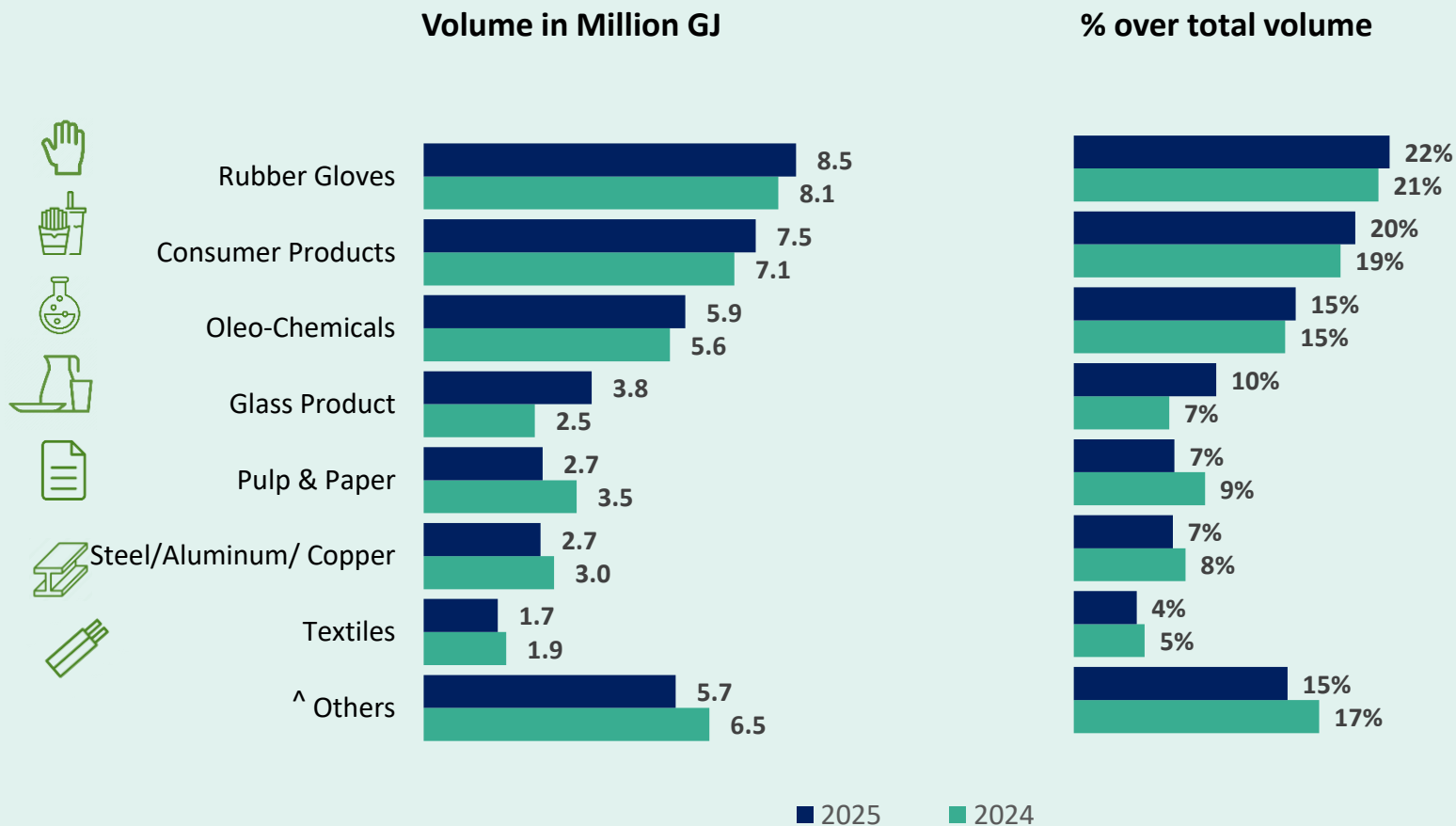
Average response time :

YTD March 2025 – **30.10 min**

YTD March 2024 – **25.11 min**

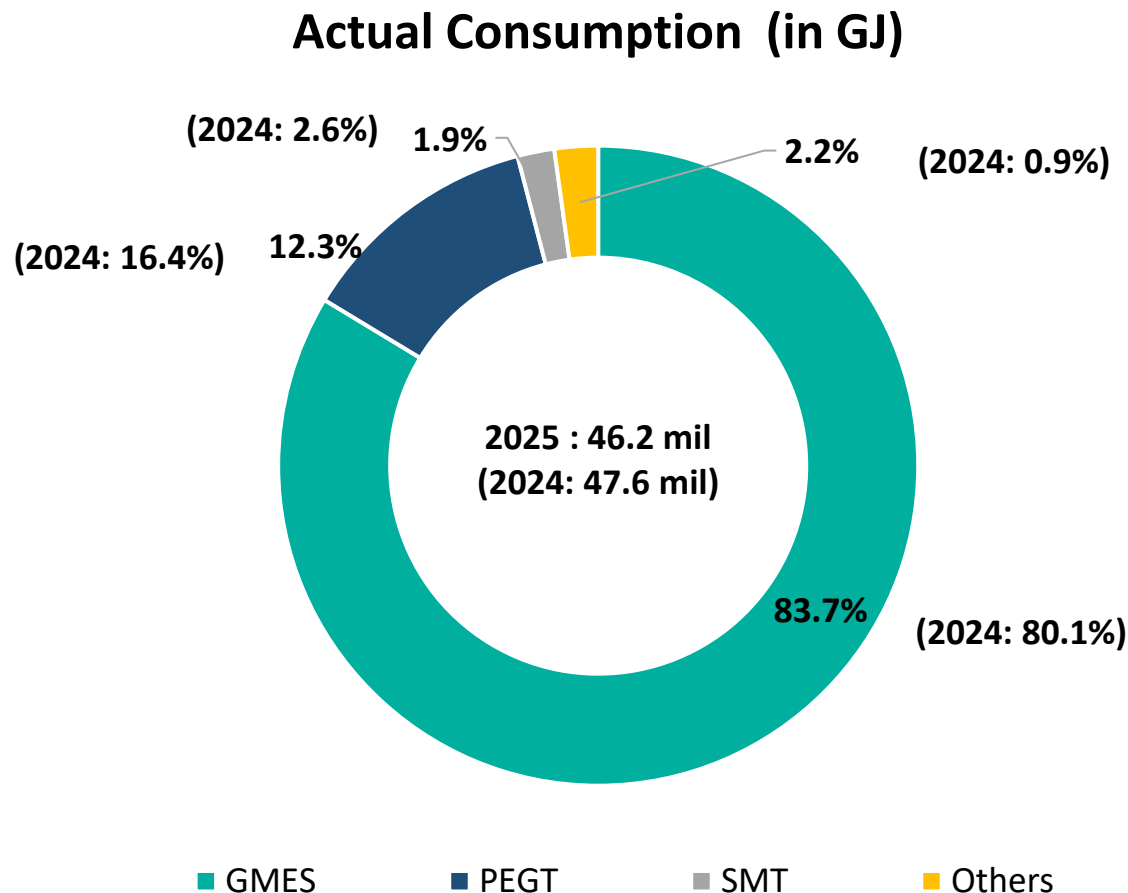
Industrial Volume Consumption

Industrial volume consumption (by sector)



^ Others mainly comprise of fabricated metal product, automobile & transportation, NGV & GDC











Volume Market Share



- Overall actual consumption is 78% (2024: 78%) of the total RFC.

Softening Profits, Managing Through the Dip

vs 1Q 2024

NG Volume 38.8M GJ 	 1.3% (vs. 38.3M GJ)
Revenue RM1.84B 	 (1.5%) (vs. RM1.87B)
EBITDA RM160.8M 	 (1.0%) (vs. RM161.7M)
PBZT RM132.9M 	 (2.7%) (vs. RM136.6M)
PAZT RM100.1M 	 (2.4%) (vs. RM102.6M)

vs 2024

PAZT is lower:

- Lower NG margin (for GMES)
- Higher depreciation & finance cost

Mitigated by

- Higher NG volume by 1% (for GMES)
- Higher regulated revenue (for GMD)
- Higher reversal of accruals

A collage of various images related to the 2015 World Water Forum. The collage includes a clock at the top left, a truck in the top center, a group of people in the top right, a man speaking at a podium in the middle left, a group of people sitting in the middle center, a man in a hard hat in the bottom left, and a man in a hard hat working on a machine in the bottom right. The collage is set against a white background with a blue border.